



BUY
TITLED

azul
2011

INTRODUCTION

**Welcome to
the National Tile Museum
and Madre de Deus Convent.**

Before starting to explore the Museum, you
need to know the rules:

You can talk, but
quietly so as not to
disturb other visitors

In Santo António
Chapel, on first floor,
you must walk on the
red carpet and not on
the wooden floor

No need to run

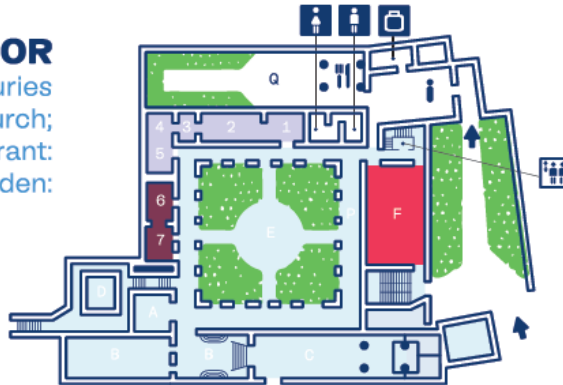
Important Rule:
It is not allowed to touch
the tiles. Be careful with
your belongings

You can take pictures with
your cell phone and post your
photos on social networks,
identifying the museum
(@museunazulejo). We only
ask you not to use the flash.

MAP OF THE MUSEUM

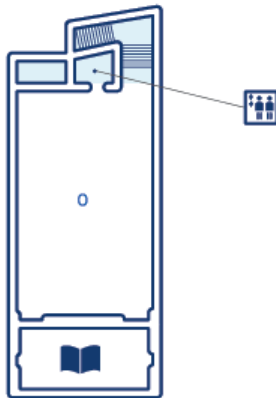
GROUND FLOOR

15th and 17th Centuries
and Church;
Restaurant:
Winter's Garden:



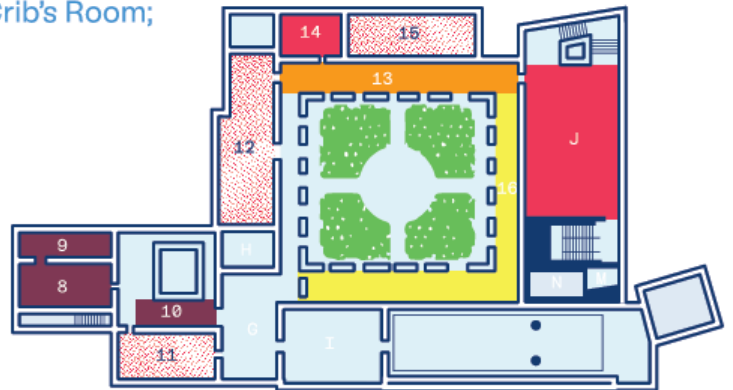
SECOND FLOOR

Lisbon's View Room



FIRST FLOOR

17th to 20th Century;
High Choir;
Crib's Room;



1. Medieval Techniques Room
2. 15th and 16th Centuries. Medieval Tiles
3. 16th Century. Custom-made Tiles and the First Portuguese Production
4. 16th Century. Our Lady of Life's Altarpiece
5. 16th and 17th Centuries. Checkered and Mannerist Patterns' Tiles
6. 17th Century. Religious Patterns and Records
7. 17th Century. Oriental Influence's Altar Fronts
8. 17th Century. Hunting Room
9. 17th Century. São Bento's Staircase
10. 17th Century. Figurative Tiles
-

QUESTIONS

GROUND FLOOR

Your adventure begins in the Techniques Room (1), on the ground floor. The origin of the word "Azulejo" is Arabic and was used to designate the mosaic itself in Byzantine Art. What will be the meaning of this word?

- Pumice stone
- Polished Stone
- Blue Stone

This area (2-3) corresponds to "Hispano-Moorish" tiles. These were orders made to cities in the south of Spain. Indicate the city where most of the tiles from this period came from.

- Seville
- Murcia
- Granada

Still in the same space (4), discover the large panel of Our Lady of Life. This panel was made in 1580 and belonged to a side chapel of the Church of Santo André, located next to St. George's Castle, in Lisbon. What was the name of that chapel?

Answer:

Nossa Senhora da Vida Chapel (Our Lady of Life Chapel)

Exit to the Cloister and find the room (6-7). The 17th-century pattern was created to cover large surfaces. The panels were surrounded by complex frames that created the illusion of a particular textile. Which?

- Carpet
- Towel
- Quilt

Enter the Church (C). After going up the stairs, on the left side, you will find a sheep "that lost its head". Where the head went?

Answer:

In the right side/opposite side

Leave the Church and go to the D. Manuel room (B). In this room there are some panels of Franciscan motifs, from the convent of Sant'Ana, in Lisbon. On one of the walls is a staircase containing the three vows of St Francis. Can you name them, from top to bottom?

Answer:

**Castidade, Humildade, Pobreza
(Chastity, Humility, Poverty)**

FIRST FLOOR

Leave the room, go upstairs until you find the Hunting Room (8) on the first floor. In another room there is a panel of tiles on display that has a different disposition. Why does this panel have this form?

- Because it was a fashion back then
- Because it was tilted by the earthquake
- Because it was located on a staircase

Find the upper part of the cloister (10). There are six Muses represented in tile panels. Can you identify the Muse of the Theatre?

Answer:

Tália (Thalia)

Cross the Capela de Santo António (G), always on the red carpet, and exit through the door that gives access to the cloister (E). Go to the Room (12) and find the "Four Seasons" panel. Place the stations depicted on this panel in clockwise order, starting at the bottom.

Answer:

Primavera - Flora, Verão - Estio, Outono e Inverno (Spring, Summer, Autumn, Winter)

Exit to the Cloister (13). Find out where the panel with the saint in the image below is and indicate the century that corresponds to its creation.

Answer:

19th Century



Still in the Cloister (16), you will discover several panels produced by Rafael Bordalo Pinheiro. This renowned Portuguese artist was one of the first to consider tiles as a way of expressing his art. And he produced a panel with huge grasshoppers. Have you found it? Step away from the panel: what geometric shape do the grasshoppers form?

- diamonds
- triangles
- rectangles

Did you know that Lisbon metro stations are traditionally decorated with tiles? In the next corridor, a tile panel illustrates one of the great Portuguese poets of the 20th century. Can you find it? What's his name?

Answer:

Fernando Pessoa

SECOND FLOOR

Now go up to the 2nd floor (O), next to the elevator. The image below is a detail of the Great Panorama of Lisbon which was painted about 50 years before the great earthquake of 1755. Discover and mark on this sheet the Monastery of Madre de Deus, which is now our museum.

